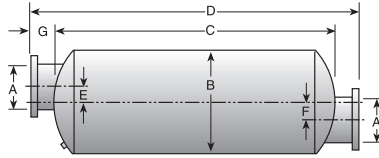


See page 1.1 for ordering information | www.universalsilencer.com

Type 1

Engine Exhaust Silencers



End-In, End-Out Design

- Industrial Grade**
12–18 dB attenuation
- Residential Grade**
18–25 dB attenuation
- Critical Grade**
25–35 dB attenuation
- Hospital Grade**
35–42 dB attenuation

Industrial

Residential

Critical

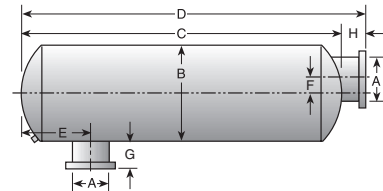
Hospital

Part Number	A Nominal Inlet Diameter	B Outside Body Diameter	C Body Length	D Overall Length	E Offset to C/L	F Offset to C/L	G Inlet Length
41120P	2.0	7.6	22.8	26.6	—	—	1.8
41125P	2.5	8.1	27.2	32.6	—	—	2.7
41130P	3.0	8.5	31.1	36.6	—	—	2.7
41135P	3.5	9.0	32.8	37.6	—	—	2.4
41140*	4.0	10.1	32.2	38.0	2.30	2.30	2.9
41150F	5.0	12.1	32.3	37.9	2.80	2.80	2.8
41160F	6.0	14.1	32.9	38.4	3.40	3.40	2.8
41180F	8.0	18.1	48.8	58.0	—	—	4.6
41182F	10.0	22.1	50.6	58.0	—	—	3.7
41184F	12.0	22.2	65.6	73.0	—	—	3.7
41186F	14.0	36.2	70.6	76.0	—	—	2.7
41188F	16.0	42.2	84.2	90.8	—	—	3.3
41199F	18.0	42.2	96.2	103.0	—	—	3.4
41121F	20.0	48.3	98.4	104.0	—	—	2.8
41122F	22.0	54.3	99.6	107.3	—	—	3.9
41220P	2.0	8.1	31.7	35.6	1.25	1.25	1.9
41225P	2.5	9.0	38.8	42.8	1.50	1.50	2.0
41230P	3.0	10.1	38.2	44.0	2.75	2.75	2.9
41235P	3.5	10.1	44.2	50.0	2.06	2.06	2.9
41240*	4.0	10.1	49.2	55.0	2.31	2.31	2.9
41250F	5.0	14.1	43.5	51.4	3.61	3.61	4.0
41260F	6.0	14.1	57.5	65.4	3.60	3.60	4.0
41280F	8.0	22.2	56.6	64.0	—	—	3.7
41282F	10.0	22.2	84.7	92.0	—	—	3.7
41284F	12.0	26.2	79.7	87.0	—	—	3.7
41286F	14.0	36.2	94.6	101.0	—	—	3.2
41288F	16.0	42.2	108.2	115.0	—	—	3.4
41299F	18.0	42.3	108.2	114.9	—	—	3.3
41221F	20.0	48.3	134.1	140.1	—	—	3.0
41222F	22.0	54.3	135.5	143.2	—	—	3.9
41307P	0.75	4.2	21.3	23.8	—	—	1.3
41310P	1.00	5.0	23.4	27.0	0.75	0.72	1.8
41313P	1.25	6.1	27.5	31.2	—	—	1.8
41315P	1.50	8.1	30.7	34.6	—	—	1.9
41320P	2.00	9.0	40.8	44.0	—	—	1.6
41325P	2.50	10.1	47.2	52.0	—	—	2.4
41330P	3.00	11.1	49.5	55.6	—	—	3.1
41335P	3.50	12.1	51.3	57.0	—	—	2.3
41340*	4.00	12.1	58.3	64.0	1.80	1.80	2.9
41350F	5.00	14.1	63.5	71.4	2.60	2.60	4.0
41360F	6.00	16.1	72.0	80.8	2.00	2.00	4.4
41380F	8.00	22.1	78.7	86.0	—	—	3.7
41382F	10.00	26.2	79.7	87.0	—	—	3.7
41384F	12.00	30.2	104.8	112.0	—	—	3.6
41386F	14.00	42.2	108.2	115.0	—	—	3.4
41388F	16.00	42.2	156.2	163.0	—	—	3.4
41399F	18.00	48.2	133.9	139.9	—	—	3.1
41321F	20.00	54.3	159.6	165.5	—	—	3.3
41322F	22.00	60.3	161.3	166.8	—	—	2.8
41440F	4.0	14.1	66.5	72.0	4.00	4.00	2.8
41450F	5.0	16.1	72.4	80.0	4.70	4.70	3.8
41460F	6.0	18.1	82.7	90.0	5.00	5.00	3.7
41480F	8.0	26.1	91.7	98.9	—	—	3.6
41482F	10.0	30.2	104.8	112.0	—	—	3.4
41484F	12.0	36.2	130.6	137.0	—	—	3.2
41486F	14.0	42.2	132.2	138.9	—	—	3.4

*Specify "F" for flanged, "P" for pipe threads.
Drains are standard on all silencers with a 9" body diameter or larger.
Specifications are subject to change without notice; all dimensions are in inches.

Type 3 Engine Exhaust Silencers

Part Number	A Nominal Inlet Diameter	B Outside Body Diameter	C Body Length	D Overall Length	E Offset to C/L	F Offset to C/L	G Inlet Length	H Outlet Length
43120P	2.0	7.6	22.4	24.5	3.2	—	2.0	2.1
43125P	2.5	8.1	27.7	30.2	3.9	—	2.5	2.4
43130P	3.0	8.5	30.6	33.6	3.8	—	3.0	2.3
43135P	3.5	9.0	32.8	35.4	4.9	—	3.0	2.6
43140*	4.0	9.0	32.8	35.4	5.4	—	3.0	2.6
43150F	5.0	12.1	30.4	34.2	5.7	—	4.0	3.8
43160F	6.0	14.1	30.6	34.5	6.8	—	4.0	3.9
43180F	8.0	18.1	48.4	53.2	9.2	—	4.0	4.8
43182F	10.0	22.2	50.6	54.3	12.3	—	4.0	3.7
43184F	12.0	22.2	65.6	69.3	14.3	—	4.0	3.7
43186F	14.0	36.2	70.6	73.8	15.3	—	4.0	3.2
43188F	16.0	42.2	84.2	87.5	18.1	—	4.0	3.3
43199F	18.0	42.3	96.2	99.6	19.0	—	4.0	3.3
43121F	20.0	48.3	97.9	101.2	20.0	—	4.0	3.3
43122F	22.0	54.3	99.6	103.5	21.8	—	4.0	3.9
43220P	2.0	8.1	31.7	32.8	3.4	—	2.0	1.9
43225P	2.5	9.0	38.8	40.8	4.4	1.5	2.5	2.0
43230P	3.0	10.1	38.2	41.1	4.1	1.8	3.0	2.9
43235P	3.5	10.1	44.2	47.1	4.6	2.1	3.0	2.9
43240*	4.0	10.1	49.2	51.0	5.1	—	3.0	2.9
43250F	5.0	14.1	43.5	45.7	5.8	2.6	4.0	3.9
43260F	6.0	14.1	57.6	61.5	6.8	3.1	4.0	3.9
43280F	8.0	22.2	56.6	60.3	11.3	—	4.0	3.7
43282F	10.0	22.2	84.7	88.3	11.3	—	4.0	3.6
43284F	12.0	26.2	79.8	83.4	12.9	—	4.0	3.6
43286F	14.0	36.2	94.7	97.9	15.3	—	4.0	3.2
43288F	16.0	42.1	108.2	111.6	16.1	—	4.0	3.4
43299F	18.0	42.2	108.2	111.5	19.1	—	4.0	3.3
43221F	20.0	48.3	134.1	137.1	19.8	—	4.0	3.0
43222F	22.0	54.3	135.6	139.4	21.8	—	4.0	3.8
43320P	2.0	9.0	40.8	42.4	3.9	—	2.0	1.6
43325P	2.5	10.1	46.6	49.3	3.8	—	2.5	2.7
43330P	3.0	11.1	50.0	52.8	4.5	—	3.0	2.8
43335P	3.5	12.1	51.4	54.2	5.2	—	4.0	2.8
43340*	4.0	12.1	58.4	61.2	5.7	1.8	4.0	2.8
43350F	5.0	14.1	63.5	67.4	5.8	2.6	4.0	3.9
43360F	6.0	16.1	72.0	76.4	6.5	3.1	4.0	4.4
43380F	8.0	22.1	78.7	82.3	11.3	—	4.0	3.6
43382F	10.0	26.2	79.9	83.4	12.9	—	4.0	3.5
43384F	12.0	30.2	104.8	108.4	14.4	—	4.0	3.6
43386F	14.0	42.2	108.2	111.6	16.1	—	4.0	3.4
43388F	16.0	42.2	156.2	159.6	16.1	—	4.0	3.4
43399F	18.0	48.2	134.0	137.0	19.9	—	4.0	3.0
43321F	20.0	54.3	159.7	162.9	22.1	—	4.0	3.2
43322F	22.0	60.3	161.3	164.1	22.6	—	4.0	2.8
43440F	4.0	14.1	66.6	69.3	5.8	4.0	3.0	2.7
43450F	5.0	16.1	72.4	77.0	6.0	4.7	4.0	3.8
43460F	6.0	18.1	82.6	86.3	6.8	5.0	4.0	3.7
43480F	8.0	26.2	91.8	95.5	10.9	—	4.0	3.7
43482F	10.0	30.2	104.8	108.4	12.4	—	4.0	3.6
43484F	12.0	36.2	130.6	133.8	14.3	—	4.0	3.2
43486F	14.0	42.2	132.2	135.6	16.1	—	4.0	3.4



Side-In, End-Out Design

Industrial Grade

12–18 dB attenuation

Residential Grade

18–25 dB attenuation

Critical Grade

25–35 dB attenuation

Hospital Grade

35–42 dB attenuation

Industrial

Residential

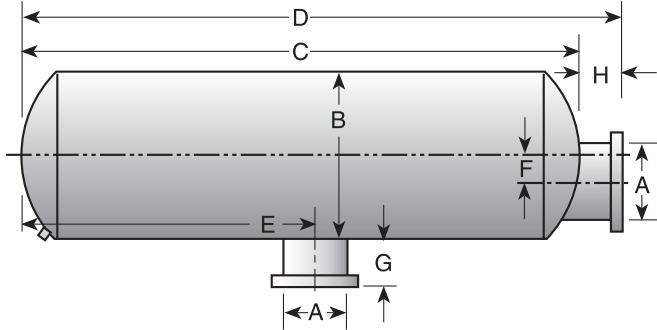
Critical

Hospital

*Specify "F" for flanged, "P" for pipe threads.
Drains are standard on all silencers with a 9" body diameter or larger.
Specifications are subject to change without notice; all dimensions are in inches.

Type 4

Engine Exhaust Silencers



Middle Side-In, End-Out Design

Industrial Grade

12–18 dB attenuation

Residential Grade

18–25 dB attenuation

Critical Grade

25–35 dB attenuation

Hospital Grade

35–42 dB attenuation

Part Number	A Nominal Inlet Diameter	B Outside Body Diameter	C Body Length	D Overall Length	E Offset to C/L	F Offset to C/L	G Inlet Length	H Outlet Length
44540F	4.0	9.0	32.8	35.4	16.4	—	3.0	2.6
44550F	5.0	12.1	30.3	34.2	15.2	—	4.0	3.8
44560F	6.0	14.1	30.6	34.5	15.3	—	4.0	3.9
44580F	8.0	18.1	48.6	53.3	24.5	—	4.0	4.7
44582F	10.0	22.2	50.6	54.3	25.3	—	4.0	3.7
44584F	12.0	26.2	49.8	53.4	24.9	6.5	4.0	3.6
44586F	14.0	36.2	70.6	73.8	35.3	—	4.0	3.2
44640F	4.0	10.1	49.2	52.1	24.6	—	3.0	2.9
44650F	5.0	14.1	43.6	47.5	21.8	2.6	4.0	3.9
44660F	6.0	14.1	57.6	61.5	28.8	3.1	4.0	3.9
44680F	8.0	22.1	54.6	58.3	26.3	—	4.0	3.7
44682F	10.0	22.1	84.6	88.2	42.3	—	4.0	3.6
44684F	12.0	26.1	79.5	83.4	39.9	—	4.0	3.6
44686F	14.0	36.2	88.7	91.9	44.3	—	4.0	3.2
44740F	4.0	12.1	58.4	61.2	29.2	1.8	3.0	2.8
44750F	5.0	14.1	63.6	67.5	31.8	2.6	4.0	3.9
44760F	6.0	16.1	72.0	76.4	36.0	3.1	4.0	4.4
44780F	8.0	22.1	78.7	82.3	39.3	—	4.0	3.6
44782F	10.0	26.2	79.9	83.4	39.9	—	4.0	3.5
44784F	12.0	30.2	104.8	108.4	52.4	—	4.0	3.6
44786F	14.0	42.2	108.2	111.5	54.1	—	4.0	3.3
44840F	4.0	14.1	66.5	69.2	33.3	4.0	3.0	2.7
44850F	5.0	16.1	72.4	76.2	36.2	4.7	4.0	3.8
44860F	6.0	18.1	82.6	86.3	41.3	5.0	4.0	3.7
44880F	8.0	26.2	91.9	95.5	46.0	—	4.0	3.6
44882F	10.0	30.2	104.8	108.2	52.4	—	4.0	3.4
44884F	12.0	36.2	130.6	133.9	65.3	—	4.0	3.3
44886F	14.0	42.2	132.2	135.6	66.1	—	4.0	3.4

Drains are standard on all silencers with a 9" body diameter or larger.
Specifications are subject to change without notice; all dimensions are in inches.